

[DOI: 10.20472/EFC.2016.005.027](https://doi.org/10.20472/EFC.2016.005.027)

NURCAN TURAN

Anadolu University, Turkey

NURI CALIK

Turgut Ozal University, Türkiye

CONSUMERS' POST-PURCHASE BEHAVIOR IN TERMS OF COMPLAINING, ASSERTIVENESS AND DISCONTENT; A FIELD STUDY FROM ESKISEHIR, TURKEY

Abstract:

This survey intends to find out the consumers' post-purchase behavior in terms of complaining, assertiveness, discontent and alienation. In May, 2014, a survey is applied to 537 respondents selected via stratified sampling from Eskişehir, a city of Turkey with 700.000 inhabitants where 500 of the responses are found eligible... The respondents are required to answer 35 questions of which five are related to demographic characteristics of these respondents. The rest 30 are statements which are designed to reflect the behavior of these people. The study consists of five parts. The first part is an introduction where the scope and the purpose of the study are concisely stated. The second part relates to the theoretical background of the subject matter and the prior researches carried out so far. The third part deals with research methodology, basic premises and hypotheses attached to these premises. Research model and analyses take place in this section. Theoretical framework is built and a variable name is assigned to each of the question asked or proposition forwarded to the respondents of this survey. 30 statements or propositions given to the respondents are placed on a five-point Likert scale. The remaining five questions about demographic traits as age, gender, occupation, educational level and monthly income are placed either on a nominal or ratio scale with respect to the nature of the trait. Four research hypotheses are formulated in this section. The fourth part mainly deals with the results of the hypothesis tests and a factor analysis is applied to the data on hand. Here exploratory factor analysis reduces 30 variables to six basic components as: " Consumer discontent, ad disapproval, consumer alienation, consumer assertiveness and redress, propensity to complain, claim for apology or refund" Cronbach's Alpha for scale reliability is quite high ($\alpha = 0.788$) and so is the sample adequacy ratio ($KMO = 0.883$) In addition non-parametric bivariate analysis in terms of Chi-Square is applied to test the hypotheses formulated in this respect. The fifth part is the conclusion where findings of this survey are listed.

Keywords:

Consumer discontent, ad disapproval, alienation, assertiveness, complaint, claims for refund.

JEL Classification: M31

1.Introduction

Developments in which has advanced about business management and global competition make it difficult to survive in the world day by day. Increased number of business, leading to increased competition and customer choice and so product diversity is increasingly difficult to satisfy the customer. After purchasing behavior of consumers in this process will develop strategies for this behavior is becoming increasingly more important in the businesses. Especially, the customer-oriented marketing and relationship marketing concept are very important in the marketing world. Consumer as theory, goes to evaluate the purchase decision that gave way after purchase and faced with the following situation (Odabaşı, 1996: 184).

- Consumers are satisfied
- Consumers are partially satisfied
- Consumers are not satisfied

If there is a negative difference between consumer expectations and the product performance is not satisfied with the product purchased by the customer and is subject dissatisfaction (Kotler, Armstrong, 2008: 149). In this case, customer will have the negative attitude towards product and business and will arise complaint behavior. Displeased and dissatisfaction don't just appear when customer expectations have to meet the performance of the product or service. Relationship which is established with customers can lead to dissatisfaction (Barış, 2006: 23). In such a case, the customer support after sales, customer a series created to resolve complaints or burden in terms of business material to another expression can lead to the reduction of economic transaction or elimination (Turgut, 2015: 904). In this study, consumer complaints, imposition, after buying behavior in terms of dissatisfaction and alienation it has tried to put forward. The results of this study is to contribute to the understanding of the behavior of customers who are not satisfied after the purchase, it is thought to contribute to improving the performance of businesses and thus profits on customer satisfaction and customer retention.

2.Literature Review

We know that have a new costumer is higher cost than customer retention. Therefore, the purpose of today's business is to retain existing customers and winning customers too. Customer retention is related to customer satisfaction. Customer satisfaction means that the difference between customer purchase with expectations and after pre-purchase the performance obtained from the product (Oliver, 1980). It is leading to customer dissatisfaction if difference may be negative. The discontented consumer is not part of a homogeneous group with easily described complaints. The fact is great variation exists among consumers in the extent of their discontent (Day and Aaker, 1997: 44). Customer satisfaction or dissatisfaction, customers' lifestyles, experiences, many factors including expectations and individual and societal values of the future is a complex action (Mavis, Toğra and Toğra I, 2010: 166). Studies indicate dissatisfied customers can be bring about complain or not in the literature (Day and Landon, 1976; Singh, 1990). About the customer complaint behavior studies have been existed since in the 1970s in literature (Hirschman, 1970). Hirschman (1970) has studies about customer complaints and has been claimed that occur in two different ways as the response by the dissatisfied customers to leave as there is no notification. Day (1980), Jacoby and Jaccard (1981), Landon (1980) proposing various definitions of consumer complaints about behavior have reached the conceptual meaning of a significant consensus building. There are a lot of customer complaints about the behavior of the model in the literature (Hirsch man, 1970; Day and Landon, 1977; Singh, 1988). The common goal of these models is to provide information that may be useful to existing and future customer behavior and attitudes about firm (Naylor, 2003: 241). Singh, who has an important place among these models (1988) 's model based on the customer's dissatisfaction in cases where there are three types of complaint behavior as seen in Figure 1.

- Voice responses (seeking redress from the seller or no action)
- Private responses (word-of-mouth communication); and
- Third-party responses (Implementing legal action).

Figure 1: Singh's (1990) Taxonomy of Consumer Complaint Behavior Responses

Source: Singh, J. (1990). "A Typology of Consumer Dissatisfaction Response Styles", *Journal Of Retailing*, 66 (1), 57-99.

Complaint behavior is defined as a series of acts which result from customer have dissatisfaction about a product post purchase (Lam and Tang, 2003: 71). On the other hand complaint is feedback which is sending by customer (Bell, Mengüç and Stefani, 2004: 113). Crie (2003: 61) defined consumer complaint behavior as a process that "constitutes a subset of all possible responses to perceived dissatisfaction around a purchase episode, during consumption or during possession of the goods or services". Singh (1990) identified consumer complaint behavior as the consumer dissatisfaction response style. Complaints affected by a number of variables such as situational factors, customer personality, products and services and caused by dissatisfaction with the level of complaints, competition in the market situation, and consumer's attitude towards complaints, the attitude of the company related to complaints, demographic characteristics and the level of knowledge. Therefore, it is a complex process (Singh and Widing, 1991 Master, 2002: 108). The person who buys the goods and services of a company, to satisfy the expectations refers to the initial complaint (Lapra and Tsikriktsis, 2006: 352). Customer complaints are an important part of customer relations and in providing excellent customer satisfaction, has an important role of customer complaints. Excellent customer service complaints from customers taking their business does not mean that the provision. The essential reason for complaints often take customers' complaints are the lack of behavior (Heppell, 2006). Instead of complaining customers are not satisfied with the investigations as to leave the company shows that 96% have tried other ways. (Barış, 2006: 54, 55). Therefore, firms are assessment not satisfied customer complaints which should not 4% as it is much more aware. Firms should not have a problem about complained customer but also they should think a chance and can take care. The company is allowed itself to increase and improve customer satisfaction by complained customer. If the business have right strategies, it has customers loyalty, protect against the negative effects of the image that customers provide to transmit positive messages about themselves and blocking word of mouth communication, increasing customer perceived quality and achieves such deals to increase their business revenue (Peace, 2006, 15,16; Larivet and Brouard 2010: 540). Customer

complaints management is defined as the study of the solution together with the reasons the availability of the factors causing dissatisfaction in the customer obtaining the opportunity to question and constitutes one of the most important managerial tool to ensure customer satisfaction (Barlow, Moller, 1998).

Singh (1990), Bearden and Mason (1984), Day (1984) and Richins (1982) in their work as researchers have revealed that the relationship between attitude towards complaints and responses to complaints. Richins (1982), that they have more complaints by consumers who tend to have a more positive attitude towards complaints and more complaints have revealed that they found. Lerman (2006), with the consumer's kindness has revealed that the relationship between the behaviors complained. Customers who complained about having to complain earlier experience, who have a more positive attitude to complain, are more self-confident and assertive person (Singh, 1990: 62). Individuals can describe their feelings as to express respect for the feelings and rights of others, assertiveness, customers in this regard are effective in showing the behavior complained.

Scientific studies has revealed that on the behavior of consumer complaints are very important recent days (Maute&William, 1993; Blodgett et al, 1993; Barlow&Moller, 1996; Eccles & Durand, 1998; Tax et al, 1998; Blodgett&Anderson, 2000; Nyer, 2000; Liu & McClure, 2001; Maxam&Netemeyer 2002; Kim, C., Kim, S., Im, & Shin, 2003; Lam&Tang, 2003; Heung & Lam, 2003; Ndubisi & Tam, 2004; Otto et al, 2005; Blodgett, Hill ve Bakir, 2006; Lerman, 2006, Ndubisi & Tam, 2007; Homburg&Andreas, 2007; Blodgett ve Li, 2007; Bolkan ve Daly, 2008; Fox, 2008; Haverila&Naumann, 2009; Hansen, Wilke ve Zaichkowsky, 2009; Ashley ve Varki, 2009; Hakimah et.al. 2010; Larivet&Brouard, 2010; Tolon&Zengin, 2011; Perkins; 2012; Iyiola&Ibidunni; 2013; Komunda, 2013).

Consumer alienation itself in the market, we try to demonstrate the behavior of consumers after the purchase constitutes another dimension of our research. Philosophy, sociology, psychology, law, politics, economics such as social sciences have been discussed extensively about alienation and have been continued to be a problem in protecting and timeliness including uncertainties. The first time the concept of

alienation Hegel in philosophy, and political concepts were included by Rousseau. The first concrete clutch size has been winning Marx (Akyildiz, 1998: 163). The concept of alienation Marx earned the economic field, is a step that must go through the human and labor products from the severed workers, labor, to the product of the labor of output, society and himself alienated (Kiyani, 2011: 86).

Alienation is a social phenomenon which is growing. The concept of alienation has a lot of definitions other disciplines in social sciences but generally it means that the individual self, which can be expressed in no stranger himself to feel towards society and nature (Allison, 1978, 595; Bearden, Mason, 1983, 6). John (1976) has revealed alienation is a concept related to people's internal and external harmony to the world and people's internal world and is emerging as a result of thinking about their own selves. Several authors in the literature have focused on different aspects of the concept.

According to Lambert (1980) alienation is that powerlessness, meaninglessness and cultural alienation and Allison (1978) revealed that formlessness, powerlessness, social isolation and self-alienation; Burbach (1972) put forward that powerlessness, meaninglessness and self-alienation; Middleton (1963) powerlessness, meaninglessness, formlessness, cultural alienation, social alienation and work alienation, according to Dean (1961) alienation is mean that weakness, formlessness and social isolation and Seaman (1959) has addressed the concept of social isolation and self-alienation sizes which are powerlessness, meaninglessness, formlessness. Seaman (1959) has found itself a large place which is alienation, socio-psychological point of view and from the point of approaching in terms of bringing clarity to the confusion in the literature (Kiyani, 2011: 90, 91).

Fromm argue that alienation in the relations of production is similar occurred in the consumption process by Marx put forward. In today we know that consumers really don't need only the object of the motive and products with many brands they are buying for status and the benefits promised. Thus, the process of consumption in capitalist society is not completely related to the real needs of the people. Fromm argue that consumption has become very purpose of meeting needs. The capitalist mode of production is not only separate in the production and consumption process but also have alienation

contemporary society (Kiyon, 2011: 86). In today, consumers adopting the conspicuous lifestyle are turning to brands that has become a prestige element for himself and alienated by brands and live his own life, submitted to it has become the individuals living a imitation life.

In the literature there are a lot academicians are examining like Johnson taking over the concept in various fields of social sciences (1996) and Lambert (1980) examined the concept of alienation taking over the consumer and market context. In consumption society, the alienation process includes the consumer market. According to the researchers, alienation is a valuable sociological tool in the consumer market research. To identify factors associated with customer dissatisfaction useful as potential alienation is seen as an area of research (Lambert, 1980). Individuals have a tendency to move away from the social structure or institution they feel alienation. The market is not an exception about this. However, most of consumer in who interaction in the market can not keep away completely. Consumers who feels alienation in market be minimize itself for interaction. Lambert (1980) argue that consumer withdraw themselves if they feel alienation. Similarly Beardenv Mason (1983) believes that if consumers who feel alienation higher, they will feel less confidence about evaluate products. Lambert(1981) have claimed that it is a relationship between a sense of dissatisfaction in the market and alienation of consumer and found a positive correlation between these two variables (Burns, 2010: 25).

3. Research Model and Hypotheses

In May, 2014, a survey is applied to 537espondents selected via stratified sampling from Eskişehir, a city of Turkey with 700.000 inhabitants where 500 of the responses are found eligible... The respondents are required to answer 35 questions of which five are related to demographic characteristics of these respondents. The rest 30 are statements which are designed to reflect the behavior of these people.

3.1 Variables Grouped into Components and with Parameters Assigned

The variables used in the analyses and their explanations are as follows:

Table 1. Variables and Their Explanations

Variable	Explanation	Mean	SD
A – CONSUMER DISCONTENT			
ADSDNTRH	Many people believe that advertisements do not always tell the truth.	2.60	1.15
NOTTRCUS	Chain-stores are very big today; so they cannot treat their customers personally.	2.83	1.13
SELFCONC	The only person who cares about consumer is the consumer himself.	2.76	1.17
NOLSTCMP	Companies are unwilling to listen to, or do little about consumer complaints.	3.09	1.20
SLSMNOTB	In many occasions even the salesmen don't really believe in what they say to their customers.	2.73	1.19
MONEYNOS	Business's prime objective is to make money instead of satisfying its customers.	3,41	1,27
B - AD DISAPPROVAL			
SPENDEXT	Advertising tempts people to spend their money extravagantly.	2.34	1.24
COMMKUNH	Commercials make a person unhappy with himself; since he cannot afford everything he sees there.	2.65	1.20
STOPPADS	If all advertising were stopped, the consumer would be better off.	2.49	1.19
NOSPECIA	Advertised "specials" aren't usually available in the stores; so the shopper gets disappointment.	2.90	1.29
NOSHOWAD	Advertised "specials" aren't usually in the store when the shopper goes there.	2.52	1.19
ADTELLSN	Advertising tells the shopper about anything he already knows.	2.56	1.25
C – CONSUMER ALIENATION			
BRNAPURC	It is embarrassing to bring a purchase back to the store either for change or refund.	2.52	1.14

WONDRWHY	After making a purchase , I often find myself wondering "why"	2.61	1.18
BESTBUYK	It is difficult to know what store offers the best buy.	2.81	1.13
SAMEBRND	Most brands are the same with just different names and labels.	2.39	1.15
MONEYNOS	Business's prime objective is to make money instead of satisfying its customers.	3,41	1,27
STRSDNCR	Stores do not care why people buy their products as long as they make a profit	3.30	1.10
RETCOMPL	I return and complain about a product even it is inexpensive.	3.84	1.07
D – CONSUMER ASSERTIVENESS AND REDRESS			
EXTBADSR	I would not hesitate to inform the store management, if I am confronted with an extremely bad service in a store.	4.09	1.00
TERMCOND	If a salesperson comes to my door and tries to sell something which I don't need, I immediately terminate the conversation.	4.07	1.01
NOCALLNO	I can easily hang up the phone if someone calls me and tries to sell something I don't need.	3.73	1,05
COPEWAGG	I know how to cope with aggressive salespeople.	3.70	1.08
E – PROPENSITY TO COMPLAIN			
NOTIFYMN	I would attempt to notify a store manager if I thought service in a store was particularly bad.	2.99	1.21
COMPDISS	If I am dissatisfied with a product, I will complain.	3,13	1.21
NEVERFEE	I never find it embarrassing to return or exchange products I am dissatisfied with.	3.33	1.07
RETUNSPR	I am probably more likely to return an unsatisfactory product than most people I know.	2.87	1.17
F – CLAIM FOR APOLOGY OR REFUND			


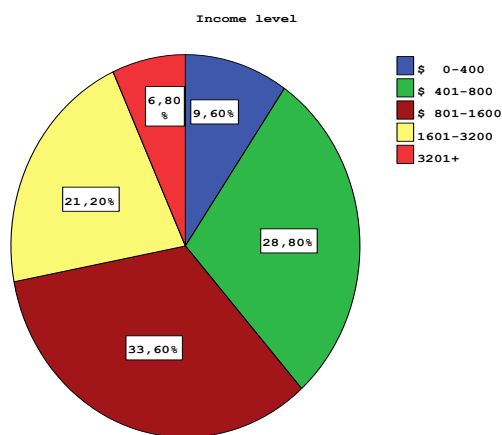

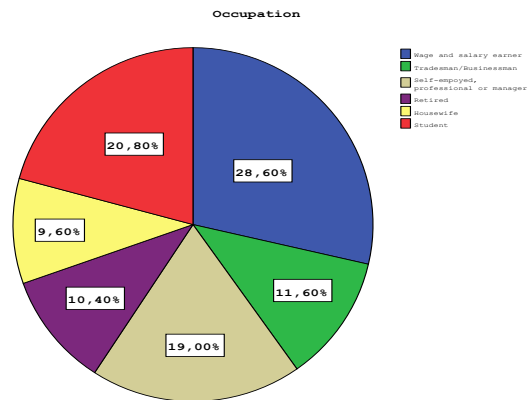
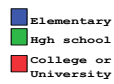
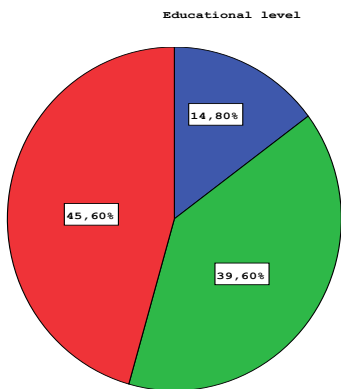
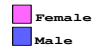
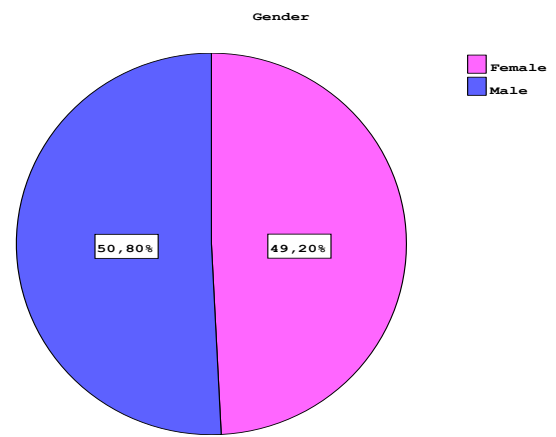
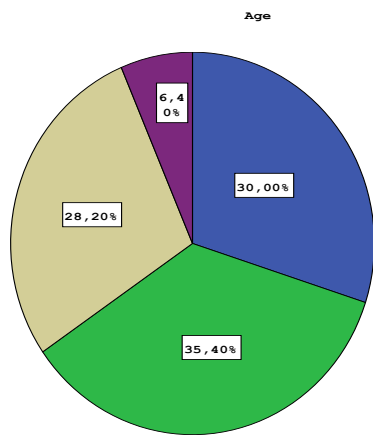
NOATTENT	If I could not get attention in a shop, I mention that you would like to receive an apology	2.97	1.15
ASKFORAP	If I were not treated properly in a store I ask for an apology for what happened.	3.91	1.01
ASKFORRF	If a product does not satisfy me after purchase I ask directly for a refund.	3.32	1.07
PART 6 CONSUMER DEMOGRAPHICS			
AGE	Age	2.11	0.91
GENDER	Gender	(X)	(X)
OCCUPATN	Occupation	(X)	(X)
EDUCATIO	Educational level	2.31	0.72
INCOMELV	Income level	2.87	1.07

(X) Placed on nominal scale

The parts above (except consumer demographics) represent the components of the factor analysis where highest factor loading is assigned to the first variable of each part.

3.2 Distribution of Consumer Demographics

As far as the consumer demographics are concerned, the following pie charts show how they are distributed as to the respondents:



3.4 Hypotheses

Several research hypotheses are developed to be tested as follows:

H1: There is a significant inverse (negative relationship between consumer alienation and consumer assertiveness and redress.

H2: Consumer discontent is negatively related to propensity to complain.

H3: There is a significant direct (positive relationship between consumer propensity to complain and consumer claim for apology or refund.

H4: Consumers differ significantly by their demographic characteristics and their attitudes towards different complaining behavior.

4. Analyses and Results

Hypotheses Tests Results

Bi-variate analysis of test results proved the following results:

4.1 The Relationship Between Consumer Alienation and Consumer Assertiveness and Redress.

H1 is accepted almost at all levels (six out of nine) of these two components.

Table 2. Relationship Between Consumer Alienation and Consumer Assertiveness and Redress

	CONSUMER ALIENATION					
	It is embarrassing to bring a purchase back to the store either for change or refund.		After making a purchase , I often find myself wondering "why"		It is difficult to know what store offers the best buy.	
	Agree %	Disagree %	Agree %	Disagree %	Agree %	Disagree %
CONSUMER ASSERTIVENESS AND REDRESS						
I would not hesitate to inform the store management, if I am confronted with an extremely bad service in a store.	21.4 72.0 (X)	71.4 7.2 (X)	Not Sustained	Not Sustained	32.6 83.1	11.3 14.5

If a salesperson comes to my door and tries to sell something which I don't need, I immediately terminate the conversation.	Not Sustained	Not Sustained	Not Sustained	Not Sustained	30.3 68.0 (X)	18.8 20.7 (X)
I can easily hang up the phone if someone calls me and tries to sell something I don't need.	14.6 83.5	25.0 14.4	19.8 85.4	37.6 18.7	18.9 87.4	37.5 20.7

(X) Accepted at $\alpha < 0.05$

4.2 The Relationship Between Consumer Alienation and Consumer Assertiveness and Redress

H2 is denied at all levels of these two components.

Table 3. Relationship Between Consumer Discontent and Propensity to Complain,

	PROPENSITY TO COMPLAIN					
	I would attempt to notify a store manager if I thought service in a store was particularly bad		If I am dissatisfied with a product, I will complain.		I never find it embarrassing to return or exchange products I am dissatisfied with.	
	Agree %	Disagree %	Agree %	Disagree %	Agree %	Disagree %
CONSUMER DISCONTENT						
Many people believe that advertisements do not always tell the truth.	Not Sustained	Not Sustained	Not Sustained	Not Sustained	Not Sustained	Not Sustained
Chain-stores are very big today; so they cannot treat their customers personally.	Not Sustained	Not Sustained	Not Sustained	Not Sustained	Not Sustained	Not Sustained
The only person who cares about consumer is the consumer himself.	Not Sustained	Not Sustained	Not Sustained	Not Sustained	Not Sustained	Not Sustained

4.2 The Relationship Between Consumer Propensity to Complain and Consumer Claim for Apology or Refund.

H3 is accepted at almost all levels (6 out of 9) of the contingency table below. Only two levels proved the opposite (negative relationship) and only one level is rejected.

Table 4. Relationship Between Consumer Propensity to Complain and Consumer Claim for Apology or Refund.

	CLAIM FOR APOLOGY OR REFUND					
	If I could not get attention in a shop, I mention that you would like to receive an apology.		If I were not treated properly in a store I ask for an apology for what happened.		If a product does not satisfy me after purchase I ask directly for a refund.	
	Agree %	Disagree %	Agree %	Disagree %	Agree %	Disagree %
PROPENSITY TO COMPLAIN						
I would attempt to notify a store manager if I thought service in a store was particularly bad.	35.2 35.3	38.8 46.4	70.6 16.7 (XX)	24.2 72.2 (XX)	25.5 47.8	20.9 43.4
If I am dissatisfied with a product, I will complain.	47.7 33.9	48.9 46.4	Not Sustained	Not Sustained	30.8 47.8	14.3 34.8
I never find it embarrassing to return or exchange products I am dissatisfied with.	30.9 42.9	61.5 39.3	69.1 22.2 (XX) (X)	23.1 55.5 (XX) (X)	34.6 47.8	30.8 34.8

(X) Accepted at $\alpha < 0.05$

(XX) : Inversely correlated.

4.5 The Demographic Characteristics of the Consumers in Conformity With Their Complaining Behavior..

Table 6. Demographic Characteristics of the Consumers in Conformity With Their Complaining Behavior.

Different Approaches in Consumer Complaining Behavior	Consumer Demographics				
	Age	Gender	Occupation	Education Level	Income Level
A – CONSUMER DISCONTENT					
Many people believe that advertisements do not always tell the truth.	Not Sustained	Not Sustained	Not Sustained	Not Sustained	Not Sustained
Chain-stores are very big today; so they cannot treat their customers personally.	Not Sustained	Not Sustained	Not Sustained	Not Sustained	Not Sustained
The only person who cares about consumer is the consumer himself.	Not Sustained	Not Sustained	Not Sustained	Not Sustained	Not Sustained
B - AD DISAPPROVAL					
Advertising tempts people to spend their money extravagantly.	Not Sustained	Not Sustained	Self-employed 40.0% (X)	Not Sustained	\$3200 58.8%
Commercials make a person unhappy with himself; since he cannot afford everything he sees there.	26-40 37.2%	Not Sustained	Self-employed 43.2%	College-University 36.4%	\$3200 58.8%
If all advertising were stopped, the consumer would be better off.	26-40 30.7%	Not Sustained	Self-employed 41.1%	College-University 31.8%	\$3200 64.7%
C – CONSUMER ALIENATION					
It is embarrassing to bring a purchase back to the store either for change or refund.	26-40 27.7% (X)	Not Sustained	Self-employed 42.1%	College-University 29.8%	\$3200 50.0%
After making a purchase , I often find myself wondering "why"	26-40 29.0% (X)	Not Sustained	Self-employed 44.2%	College-University 32.4%	\$1601-3200 39.6%
It is difficult to know what store offers the best buy.	Not Sustained	Not Sustained	Self-employed 48.3%	College-University 36.9%	\$3200 70.5%
D – CONSUMER ASSERTIVENESS AND REDRESS					
I would not hesitate to inform the store management, if I am confronted with an extremely bad service in a store.	Not Sustained	Not Sustained	Not Sustained	Elementary 90.5% (X)	\$801-1600 88.1%
If a salesperson comes to my door and tries to sell something which I don't need, I immediately terminate the conversation.	Not Sustained	Not Sustained	Not Sustained	Not Sustained	\$801-1600 88.7%
I can easily hang up the phone if someone calls me and tries to sell something I don't need.	Not Sustained	Not Sustained	Not Sustained	Not Sustained	\$801-1600 73.2% (X)
E – PROPENSITY TO COMPLAIN					
I would attempt to notify a store manager if I thought service in a store was particularly bad.	Not Sustained	Not Sustained	Self-employed 70.1%	Not Sustained	\$0-400 70.6%
If I am dissatisfied with a product, I will complain.	Not Sustained	Not Sustained	Self-employed 63.1%	Not Sustained	\$0-400 70.6% (X)
I never find it embarrassing to return or	Not Sustained	Not Sustained	Self-	Not Sustained	\$1601-

exchange products I am dissatisfied with.		d	employed 64.2% (X)		3200 58.5%
F – CLAIM FOR APOLOGY OR REFUND					
If I could not get attention in a shop, I mention that you would like to receive an apology	Not Sustained	Not Sustained	Not Sustained	Not Sustained	Not Sustained
If I were not treated properly in a store I ask for an apology for what happened.	18-25 78.0% (X)	Not Sustained	Not Sustained	Not Sustained	\$0-400 85.4%
If a product does not satisfy me after purchase I ask directly for a refund.	Not Sustained	Not Sustained	Retired 55.8% (X)	Not Sustained	\$0-400 62.5%

4.6. Factor Analysis

Table 7. Rotated Factor Loadings

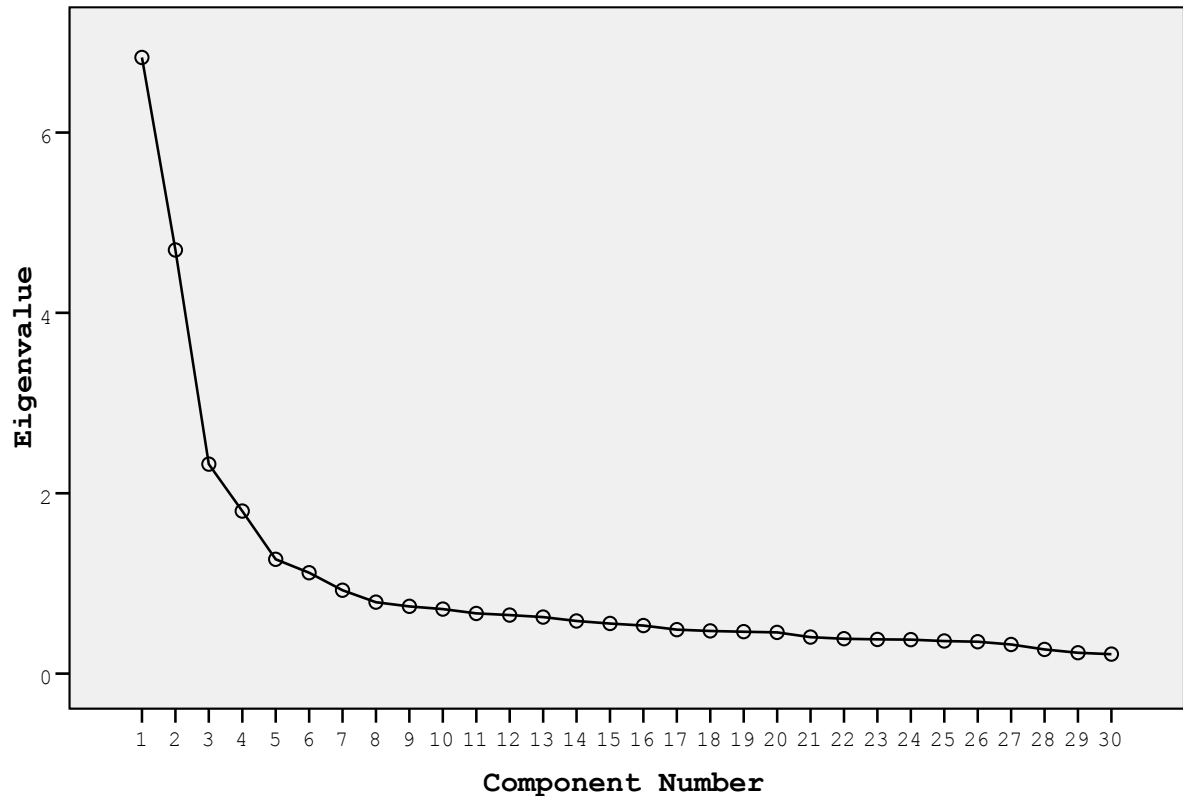
	Component					
	1	2	3	4	5	6
A – CONSUMER DISCONTENT						
Many people believe that advertisements do not always tell the truth.	,855					
Chain-stores are very big today; so they cannot treat their customers personally.	,835					
The only person who cares about consumer is the consumer himself.	,817					
Companies are unwilling to listen to, or do little about consumer complaints.	,779					
In many occasions even the salesmen don't really believe in what they say to their customers.	,766					
	,478					
B - AD DISAPPROVAL						
Advertising tempts people to spend their money extravagantly.		,765				
Commercials make a person unhappy with himself; since he cannot afford everything he sees there.		,762				
If all advertising were stopped, the consumer would be better off.		,757				
Advertised "specials" aren't usually available in the stores; so the shopper gets disappointment.		,688				
Advertised "specials" aren't usually in the store when the shopper goes there.		,601				
Advertising tells the shopper about anything he already knows.		,539				
C – CONSUMER ALIENATION						
It is embarrassing to bring a purchase back to the store either for change or refund.			,760			
After making a purchase , I often find myself wondering "why"			,744			

It is difficult to know what store offers the best buy.							,720			
Most brands are the same with just different names and labels.							,719			
Business's prime objective is to make money instead of satisfying its customers.							-,455			
Stores do not care why people buy their products as long as they make a profit							,399			
D – CONSUMER ASSERTIVENESS AND REDRESS										
I return and complain about a product even it is inexpensive									,761	
I would not hesitate to inform the store management, if I am confronted with an extremely bad service in a store.									,744	
If a salesperson comes to my door and tries to sell something which I don't need, I immediately terminate the conversation.									,742	
I can easily hang up the phone if someone calls me and tries to sell something I don't need.									,634	
I know how to cope with aggressive salespeople.									,575	
E – PROPENSITY TO COMPLAIN										
I would attempt to notify a store manager if I thought service in a store was particularly bad.									,807	
If I am dissatisfied with a product, I will complain.									,768	
I never find it embarrassing to return or exchange products I am dissatisfied with.									,704	
I am probably more likely to return an unsatisfactory product than most people I know.									,639	
F – CLAIM FOR APOLOGY OR REFUND										
If I could not get attention in a shop, I mention that you would like to receive an apology										,777
If I were not treated properly in a store I ask for an apology for what happened.										,699
If a product does not satisfy me after purchase I ask directly for a refund.										,562

KMO and Bartlett's Test

Kaiser-Meyer-Olkin Measure of Sampling Adequacy.			,883
Bartlett's Test of Sphericity	Approx. Chi-Square	6383,109	
	df	435	
	Sig.	,000	

Scree Plot



Conclusion

In this study positive traits of complaining behavior (consumer assertiveness, propensity to complain, claim for apology or refund, consumer assertiveness and redress) is tallied with negative ones (consumer discontent, ad disapproval and consumer alienation) so as to get some solid results. The relationship between consumer alienation and consumer assertiveness and redress proved to be negative in four of the nine cases where only two cases produced positive relationships.

On the other hand two opposing factors such as “propensity to complain” and “consumer discontent” when related to each other produced no solid results and their assumed negative relationship is denied at all levels of proposed contingency.

The proposed positive relationship between two “supporting” factors as “consumer propensity to complain” and “consumers’ claim for apology for refund” is sustained as expected in six of the nine cases.

From “consumer demographics” point of view, there is no significant difference between them as far as “consumer discontent” factor is considered. All variables listed under this factor proved the same. On the other hand the profiles of the consumers opposing advertisements are unanimously “young adults 26-40 years of age”; “self-employed people professionals and managers”; “college or university graduates” and “highest income group, +\$3200/month”. The same is true for the “consumer alienation” factor, where exactly the same demographic profiles take part, with one addition in income group with a monthly income of \$1601-3200. The group of consumers, who are assertive and look for redress are “elementary school graduates” and middle income group (\$801-1600/month). “Propensity to complain” behavior is mostly adopted by “professionals, managers and self-employed people” and lowest income group. Finally, “claim for apology or refund” is widely practiced by youngsters 18-25 year of age, retired people and lowest income group.

References

- Allison, N.K. (1978). “A Psychometric Development of a Test for Consumer Alienation from the Marketplace”, *Journal of Marketing Research*, 15(4), 565-575.
- Akyıldız, H. (1998). “Bireysel ve Toplumsal Boyutlarıyla Yabancılaşma”, *Süleyman Demirel Üniversitesi İİBF Dergisi*, 1998(3), 163-176.
- Ashley, C. and Varki, S. (2009). “Loyalty and Its Influence on Complaining Behavior and Service Recovery satisfaction”, *Journal of Consumer Satisfaction, Dissatisfaction and Complaining Behavior*, 22, 21-35.
- Aytaç, Ö. (2006). “Tüketimcilik ve Metalaşma Kısacasında Boş Zaman”, *Kocaeli Üniversitesi SBE Dergisi*, 11(1), 27-53.
- Barış, G. (2006). *Kusursuz Müşteri Memnuniyeti İçin Şikâyet Yönetimi*, İstanbul:MediaCat,
- Barış, G. (2015). *Şikayet Yönetimi Rehberi: Strateji ve Uygulama Araçları*, İstanbul: MediaCat.
- Barlow, J. and Moller, C. (1996). *A Complaint is a Gift : Using Customer Feedback as a Strategic Tool*, San Francisco: Berrett-Koehler.
- Bearden, W.O. and Mason, J.B. (1983). “Empirical Evidence on Marketplace Alienation”, *Journal of Macromarketing*, 3(2), 6-20.
- Bearden, W.O. and Mason, J.B. (1984). “An Investigation of Influences on Consumer Complaint Reports”, *Advances in Consumer Research*, 11, 490-495.
- Bell, S.J., Mengüç, B. and Stefani, S.L. (2004). “When Customers Dissapoint: A Model of Relational Internal Marketing and Customer Complaints”, *Journal of the Academy of Marketing Science*, 32(2),112-126.
- Blodgett, J. G., Donald H. G., and Rockney G. W. (1993), "The Effects of Perceived Justice on Complainants' Negative Word of Mouth Behavior and Repatronage Intentions," *Journal of Retailing*, 69 (4), 399-428.

- Blodgett, J.G. and Anderson, R.D. (2000). "A Bayesian Network Model of the Consumer Complaint Process", *Journal of Service Research*, 2 (4), 321-338.
- Blodgett, J.G., Hill, D. and Bakir, A. (2006). "Cross Cultural Complaining Behavior? An Alternative Explanation", *Journal of Consumer Satisfaction, Dissatisfaction and Complaining Behavior*, 19, 103-118.
- Blodgett, J.G. and Li, H. (2007). "Assesing the Effects of Post-Purchase Dissatisfaction and Complaining Behavior on Profitability: A Monte Carlo Simulation", *Journal of Consumer Satisfaction Dissatisfaction and Complaining Behavior*, 2007(20), 1-14.
- Bolkan, S. ve Daly, J.A. (2008). "Organizational Responses to Consumer Complaint: A Re-Examination of the Impact of Organizational Messages in Response to Service and Product-Based Failures", *Journal of Consumer Satisfaction, Dissatisfaction and Complaining Behavior*, 21, 1-22.
- Burbach, H.J. (1972). "The Development of a Contextual Measure of Alienation", *The Pasific Sociological Review*, 15(2), 225-234.
- Burns D.J. (2010). "Consumer Alienation and Attitudes Toward Consumer Free Riding", *The Journal of Business Inquiry*, 9(1), 22-36.
- Crie, D. (2003). "Consumers' Complaint Behaviour. Taxonomy, Typology And Determinants: Towards a Unified Ontology", *Journal of Database Marketing & Customer Strategy Management*, 11(1), 60-79.
- Day, R.L. and Landon, E.L.J. (1976). "Collecting Comprehensive Consumer Complaint Data by Survey Research", *Advances in Consumer Research*, 3(1), 263-268.
- Day, R.L. and Landon, E.L.J. (1977). "Toward a Theory of Consumer Complaining Behaviour", in Woodside, A. G. Sheth, J.N. and Bennet, P.D. (Eds), *Consumer and Industrial Buying Behavior*, North-Holland Pub., Newyork, N.Y, 425-437.
- Day, R.L. (1980). "Research Perspectives on Consumer Complaining Behavior" in Lamb, C.W. and Dunne, P.M. (Eds), *Theoretical Developments in Marketing*, American Marketing Association, Chicago, IL.
- Day, R.L. (1984). "Modeling Choices Among Alternative Responses to Dissatisfaction" in Kinnear, T.C. (Ed.), *Advances in Consumer Research*, II, 496-499.
- Day, G.S ve Aaker, D.A. (1997). "A Guide to Consumerism", *Marketing Management*, 1997 (Spring), 44-48.
- Dean, D.G. (1961). "Alienation; Its Meaning and Measurement", *American Sociological Review*, 26(5), 753-758.
- Eccles, G. and Durand, P. (1998). "Complainig Consumers, Service Recovery and Continuous Improvement", *Managing Service Quality*, 8(1), 68-71.
- Fox, L.G. (2008). "Getting Good Complaining Without Bad Complaining", *Journal of Consumer Satisfaction, Dissatisfaction and Complaining Behavior*, 21, 23-40.
- Hakimah, N. et al. (2010). "Unpleasant Market Experience and Customer Complaint Behavior", *Asian Social Science*, 6(5), 63-69.

- Hansen, T., Wilke, R. and Zaichkowsky, J.L. (2009). "How Retailers Handle Complaint Management", *Journal of Consumer Satisfaction, Dissatisfaction and Complaining Behavior*, 22, 1-20
- Haverila, J.M. and Naumann, E. (2009). "Consumer Satisfaction and Complaints: Is There a Relationship?", *Review of Business Research*, 9(1), 73-78.
- Heppell, M. (2006). *Tek Yıldızlı Bütçeyle Beş Yıldızlı Müşteri Memnuniyeti Sağlayan Büyüleyici Hizmet* (Çev: İlker Gülfidan), İstanbul: Optimist Yayın Dağıtım.
- Heung, V.C.S. and Lam, T. (2003). "Customer Complaint Behavior Towards Hotel Restaurant Services", *International Journal of Contemporary Hospitality Management*, 15(5), 283-289.
- Hirschman, A.O. (1970). *Exit, Voice and Loyalty: Responses to Decline in Firms, Organizations and States*, Cambridge: Harvard University Press.
- Homburg, C. and Andreas, F. (2007). "How Organizational Complaint Handling Drives Customer Loyalty: an Analysis of the Mechanistic and Organic Approach", *Journal of Marketing*, 69(6), 95-114.
- Iyiola, O.O. and Ibidunni, O.S. (2013). "The Relationship Between Complaints, Emotion, Anger and Subsequent Behavior of Customers", *IOSR Journal of Humanities and Social Sciences*, 17(6), 34-41.
- Jacoby, J. and Jaccard, J.J. (1981). "The Sources, Meaning, and Validity of Consumer Complaint Behavior: A Psychological Analysis", *Journal of Retailing*, 57 (3), 4-24.
- Johnson, E.B. (1996). "Cognitive Age: Understanding Consumer Alienation in the Mature Market", *Review of Business*, 17,35-40.
- Kıyan, Ş.S. (2011). "Ekonomik Feminizm Bağlamında Kadınların Tüketici Olarak Pazarda Yabancılaşması", *Çankırı Karatekin Üniversitesi İİBF Dergisi*, 1(1), 85-104.
- Kim, C., Kim, S., Im, S. and Shin, C. (2003). "The Effect of Attitude and Perception on Consumer Complaint Intentions", *Journal of Consumer Marketing*, 20(4), 352-371.
- Kohn, M. (1976). "Occupational Structure and Alienation", *American Journal of Sociology*, 82,111-130.
- Komunda, M.B. (2013). "Customer Complaints Behaviour, Service Recovery and Behavioural Intentions: Literature Review", *International Journal of Business and Behavioral Sciences*, 3(7).
- Kotler, P. and Armstrong, G. (2008). *Principles of Marketing*, New Jersey: Pearson Prentice Hall.
- Lam, T. and Tang, V. (2003). "Recognizing Consumer Complaint Behavior", *Journal of Travel and Tourism Marketing*, 14(1), 69-86.
- Lambert, Z.V. (1980). "Consumer Alienation, General Dissatisfaction and Consumerism Issues: Conceptual and Managerial Perspectives", *Journal of Retailing*, 56(2), 3-24.
- Lambert, Z.V.(1981). "Profiling Demographic Characteristics of Alienated Consumers", *Journal of Business Research*, 9, 65-86.
- Landon, E.L.J. (1980). "The Direction of Consumer Complaint Research", *Advances in Consumer Research*, 7, 335-338.

- Larivet, S. and Brouard, F. (2010). "Complaints are a Firm's Best Friend?", *Journal of Strategic Marketing*, 18(7), 537-551.
- Lapre, M. A. and Tsikriktsis, N. (2006). "Organizational Learning Curves for Customer Dissatisfaction: Heterogeneity Across Airlines". *Management Science*, 52 (3), 352-366.
- Lerman, D. (2006). "Consumer Politeness and Complaining Behavior", *Journal of Service Marketing*, 20(2), 92-100.
- Liu, R.R. and McClure, P. (2001). "Recognizing Cross-Cultural Differences in Consumer Complaint Behavior and Intentions: An Empirical Examination", *The Journal of Consumer Marketing*, 18(1), 54-75.
- Maute, M.F. and William, R.F. (1993). "The Structure and Determinants of the Consumer Complaint Intentions and Behavior", *Journal of Economic Psychology*, 14, 219-247.
- Maviş, İ., Toğram, İ.İ. and Toğram, B. (2010). Türkiye'de Bir Üniversite Araştırma Merkezinde Dil ve Konuşma Hizmetlerinin Değerlendirilmesi: Müşteri Memnuniyeti", *Anadolu Üniversitesi Sosyal Bilimler Dergisi*, 10(2), 13-24.
- Maxam III, J.G. and Netemeyer R.G. (2002). Modeling Customer Perceptions of Complaint Handling Over Time: The Effects of Perceived Justice on Satisfaction and Intent", *Journal of Retailing*, 78, 239-252.
- Middleton, R. (1963). "Alienation, Race and Education", *American Sociological Review*, 28(6), 973-977.
- Naylor, G. (2003). "The Complaining Consumer: A Service Provider's Best Friend?", *Journal of Consumer Satisfaction Dissatisfaction and Complaining Behavior*, 2003 (16), 241-248.
- Ndubisi, N.O. and Tam, Y. L. (2007). "Evaluating Gender Differences In The Complaint Behavior Of Malaysian Consumers", *Asian Academy of Management Journal*, 12, (2) 1-13.
- Ndubisi, N. O. And Tam, A.Y. L. (2004). "Complaining Behavior and Customer Defection: will Customers Ever Leave Without a Word?", *IBBC Conference Proceeding*, 964-972, Kota Kinabalu, December.
- Nyer, P.U. (2000). "An Investigation into Whether Complaining can Cause Increased Consumer Satisfaction", *Journal of Consumer Marketing*, 17(1), 9-19.
- Odabaşı, Y. (1996). *Tüketim Kültürü*, İstanbul: Sistem Yayınevi.
- Oliver, R.L. (1980), "A cognitive Model of the Antecedents and Consequences of Satisfaction Decisions", *Journal of Marketing Research*, 17 (4), 460-469.
- Otto, S.D. et al. (2005). " Complimenting Behavior The Complimenter's Perspective", *Journal of Consumer Satisfaction, Dissatisfaction in Complaining Behavior*, 18, 1-31.
- Perkins, D.S. (2012). "Future Directions in Consumer Satisfaction, Dissatisfaction in Complaining Behavior: So Much More to Come", *Journal of Consumer Satisfaction, Dissatisfaction in Complaining Behavior*, 25, 7-23.
- Richins, M. L. (1982): "An Investigation of Consumers' Attitudes Toward Complaining", *Advances in Consumer Research*, 9, 502-506.
- Seeman, M. (1959). "On the Meaning of Alienation", *American Sociological Review*, 24, 783-791.

- Singh, J. (1988). "Consumer Complaint Intentions and Behavior: Definitional and Taxonomical Issues", *Journal of Marketing*, 52 (1), 93-107.
- Singh, J. (1990). "A Typology of Consumer Dissatisfaction Response Styles", *Journal Of Retailing*, 66 (1), 57-99.
- Singh J. and ve Widing, R. (1991). "What Occurs Once Consumers Complain? A Theoretical Model for Understanding Satisfaction/Dissatisfaction Outcomes of Complaint Responses", *European Journal of Marketing*, 25(3), 30-46.
- Tax, S.S., Brown, S.W. and Chandrashekar, M. (1998). "Consumer Evaluations of Service Complaint Experiences: Implications for Relationship Marketing", *Journal of Marketing*, 62(4), 60-76.
- Tolon, M. and Zengin, A.S. (2011). "Demographic Characteristics and Complaint Behavior: An Empirical Study Concerning Turkish Customers", *International Journal of Business and Social Science*, 2(9), 42-48.
- Turgut, M. (2015). "Şikayet Yönetimi ve Müşteri Bağlılığının İşletme Ekonomilerindeki Döngüleri", *Uluslararası Sosyal Araştırmalar Dergisi*, 8(36), 903-909.
- Usta, R. (2002). "Tüketici Tatmini ve Şikayet Davranışı: Otobüs ile Şehirlerarası Yolculuk Yapanların Şikayet Davranışının Belirlenmesine Yönelik Bir Araştırma", *Afyon Kocatepe Üniversitesi İİBF Dergisi*, 4(2), 103-118.
- Wysocki, A.F. and Kepner, K.W. and Glasser, M.W. (2001). "Customer Complaints and Types of Customers", Department of Food and Resource Economics, Florida Cooperative Extension, Service, Institute of Food and Agriculture Sciences, (<http://edis.ifas.ufl.edu>)